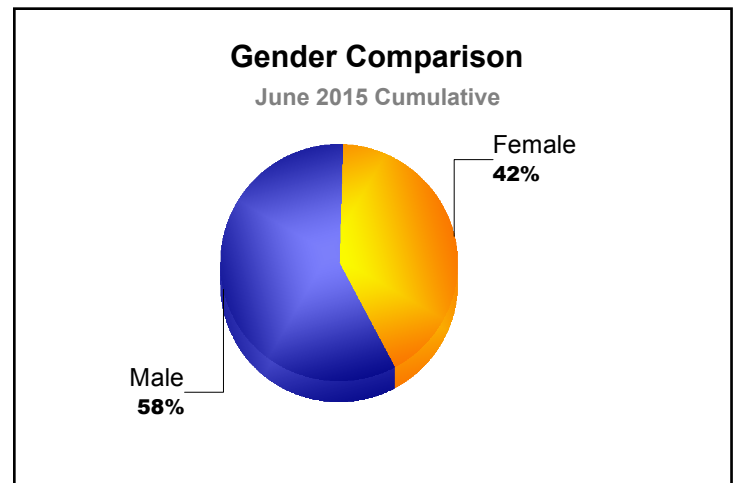
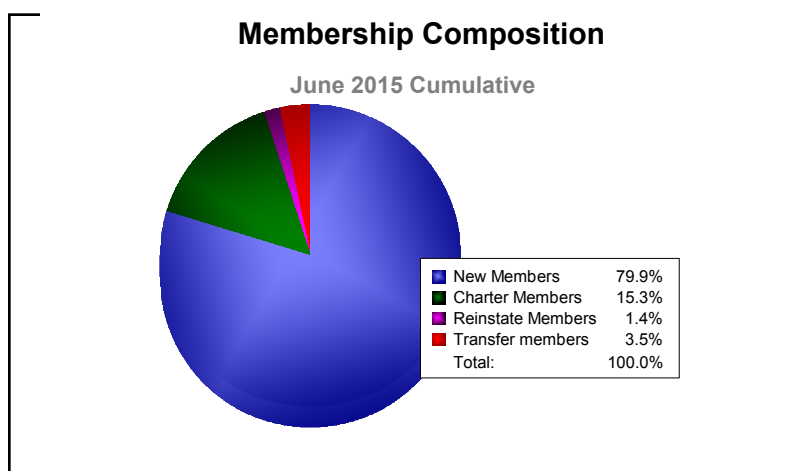
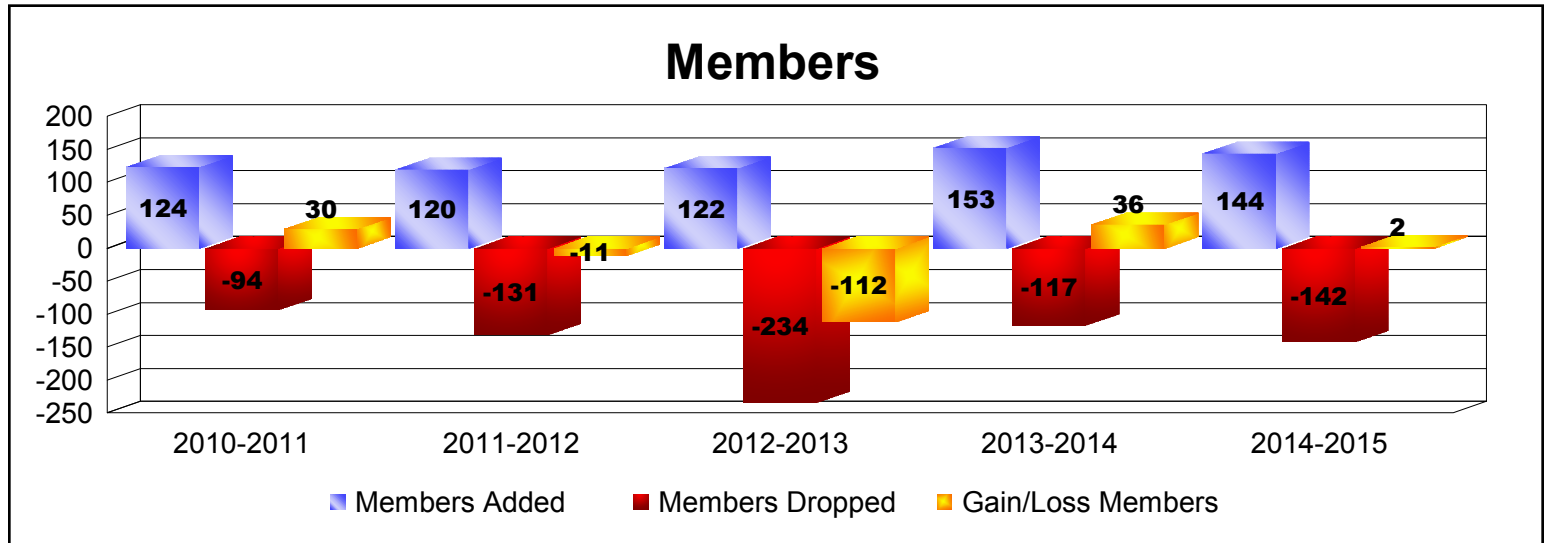
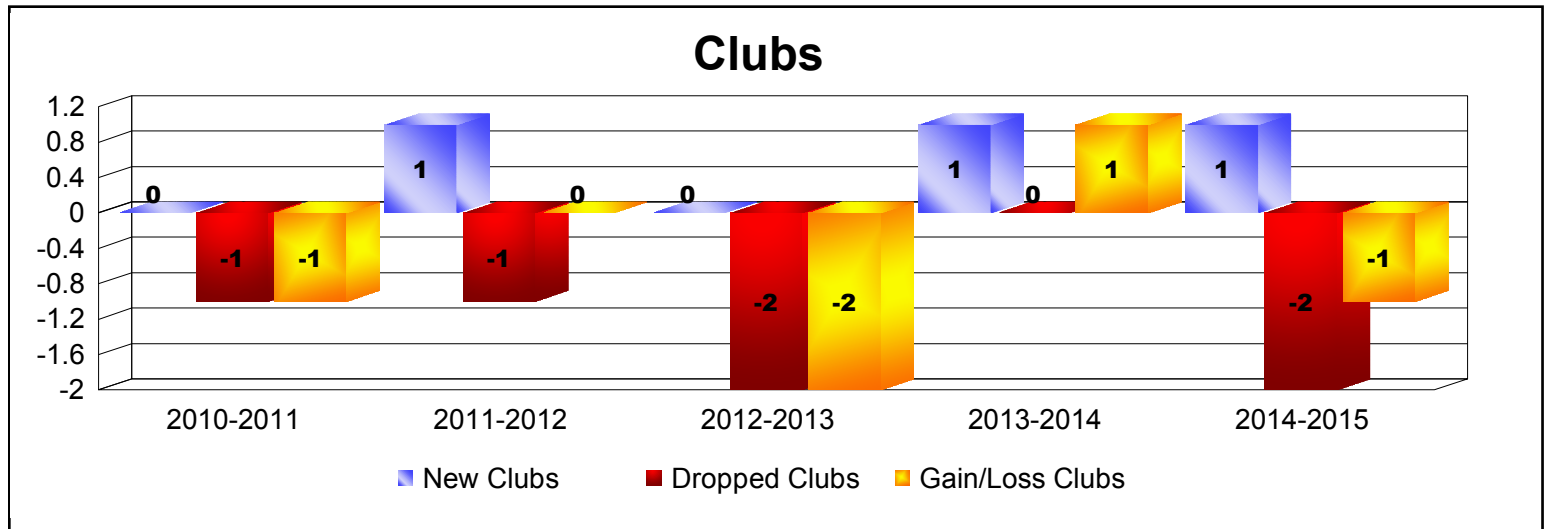


Year	New Clubs	Dropped Clubs	Gain/ Loss Clubs	New Members	Charter Members	Reinstate Members	Transfer Members	Total Member Added	Total Members Dropped	Gain/ Loss Members
2010-2011	0	-1	-1	115	0	7	2	124	-94	30
2011-2012	1	-1	0	82	26	4	8	120	-131	-11
2012-2013	0	-2	-2	106	1	8	7	122	-234	-112
2013-2014	1	0	1	123	20	5	5	153	-117	36
2014-2015	1	-2	-1	115	22	2	5	144	-142	2
Average	1	-1	-1	108	14	5	5	133	-144	-11



Year	New Clubs	Dropped Clubs	Gain/ Loss Clubs	New Members	Charter Members	Reinstate Members	Transfer Members	Total Member Added	Total Members Dropped	Gain/ Loss Members
2010-2011	0	0	0	3	0	2	0	5	-13	-8
2011-2012	0	0	0	11	0	1	2	14	-13	1
2012-2013	0	0	0	5	0	0	0	5	-15	-10
2013-2014	0	0	0	4	0	0	0	4	-4	0
2014-2015	0	0	0	2	0	0	0	2	-13	-11
Average	0	0	0	5	0	1	0	6	-12	-6

